



Contact Us for Survey Assistance

Health Planning Survey Instructions

Cardiac Catheterization  
Services Survey

Free-Standing Ambulatory  
Surgery Center Survey

Open Heart Surgery  
Services Survey

Home Health Survey

Annual Nursing Home  
Questionnaire

Back to:

Health Planning

General Counsel Division

Divisions

DCH Home

[DCH Home](#) > [Divisions](#) > [General Counsel Division](#) > [Health Planning](#) > [Health Planning Surveys](#) > [Survey Sign In](#) > HOSP614




## 2021 Radiation Therapy Survey Submission Confirmation


Thank you for submitting your 2021 Radiation Therapy Survey.

### Completed Survey

-  [2021 Radiation Therapy Survey-submitted 05/04/2022](#)

**ARCHBOLD MEDICAL CENTER  
REQUIRED REPORT COVER**

<b>Date:</b> May 6, 2022
<b>Filing Entity:</b> <input type="checkbox"/> AMC <input checked="" type="checkbox"/> JDAMH <input type="checkbox"/> AHS <input type="checkbox"/> FOUNDATION <input type="checkbox"/> OTHER (Describe Below)
<b>Report or Survey Description:</b> 2021 Georgia Department of Community Health Radiation Therapy Services Survey for John D. Archbold Memorial Hospital
<b>Reporting Period Covered:</b> January 1, 2021 through December 31, 2021
<b>Due Date:</b> May 6, 2022
<b>Date Submitted:</b>
<b>Prepared By: (Name/Please Initial)</b> Chris Newman, PharmD, MSHA, VP Clinical Services 
<b>Reviewed By: (Name/Please Initial)</b> Darcy M. Craven, President/CEO  Greg Hembree, CFO 
<b>Officially Signed By:</b> Darcy M. Craven, President/CEO <input checked="" type="checkbox"/> Electronically Submitted/Signed
<b>Location/Custodian of Record Copy:</b> Administration
<b>Notes:</b>
<b>Cover Sheet Routing:</b> <input type="checkbox"/> Executive Secretary to AMC Senior Vice President/Chief Financial Officer <input type="checkbox"/> President - AMC <input type="checkbox"/> Compliance Officer <input type="checkbox"/> Other:



GEORGIA DEPARTMENT OF  
COMMUNITY HEALTH

**2021 Annual Radiation Therapy Services Survey**

**Part A : General Information**

**1. Identification**

**UID:HOSP614**

**Facility Name:** John D. Archbold Memorial Hospital

**County:** Thomas

**Street Address:** 915 Gordon Avenue

**City:** Thomasville

**Zip:** 31792

**Mailing Address:** PO Box 1018

**Mailing City:** Thomasville

**Mailing Zip:** 31799-1018

**Medicaid Provider Number:** 000000063a

**Medicare Provider Number:** 110038

**2. Report Period**

Report Data for the full twelve month period- January 1, 2021 through December 31, 2021.

***Do not use a different report period.***

Check the box to the right if your facility was **not** operational for the entire year.

If your facility was **not** operational for the entire year, provide the dates the facility was operational.

**Part B : Survey Contact Information**

*Person authorized to respond to inquiries about the responses to this survey.*

**Contact Name:** Chris Newman, PharmD, MSHA

**Contact Title:** Vice President of Clinical Services

**Phone:** 229-228-2771

**Fax:** 229-584-8741

**E-mail:** jcnewman@archbold.org

## Part C : Ownership, Operation and Management

### 1. Ownership, Operation and Management

As of the last day of the report period, indicate the operation/management status of the facility and provide the effective date. Using the drop-down menus, select the organization type. If the category is not applicable, the form requires you only to enter Not Applicable in the legal name field. You must enter something for each category.

#### A. Facility Owner

Full Legal Name (Or Not Applicable)	Organization Type	Effective Date
John D. Archbold Memorial Hospital, Inc.	Not for Profit	1/1/1925

#### B. Owner's Parent Organization

Full Legal Name (Or Not Applicable)	Organization Type	Effective Date
Archbold Medical Center, Inc.	Not for Profit	5/1/1983

#### C. Facility Operator

Full Legal Name (Or Not Applicable)	Organization Type	Effective Date
Not Applicable	Not Applicable	

#### D. Operator's Parent Organization

Full Legal Name (Or Not Applicable)	Organization Type	Effective Date
Not Applicable	Not Applicable	

#### E. Management Contractor

Full Legal Name (Or Not Applicable)	Organization Type	Effective Date
Not Applicable	Not Applicable	

#### F. Management's Parent Organization

Full Legal Name (Or Not Applicable)	Organization Type	Effective Date
Not Applicable	Not Applicable	

### 2. Changes in Ownership, Operation or Management

Check the box to the right if there were any changes in the ownership, operation, or management of the facility during the report period or since the last day of the Report Period.

If checked, please explain in the box below and include effective dates.

**Part D : Services/Volume by Technology or Type**

**1. Conventional Radiation Therapy**

Report conventional, non-special purpose megavoltage radiation therapy linear accelerators and cobalt therapy units, visits, and patients. All such units should be reported here including those units that were approved under the utilization exception to the MegaVoltage Radiation Therapy rules. Do not report units capable of providing stereotactic radiosurgery treatment visits in Question 1.

Type of Machine/Therapy	Number of Machines	Number of Visits	Number of Patients
Linear Accelerator/Radiation Therapy	0	0	0
Cobalt Therapy	0	0	0

**2a. Combined Radiation Therapy**

For Question 2 (a & b) provide the number of machines with which both conventional, non-special purpose radiation therapy and stereotactic radiosurgery could be performed. Provide the number of visits and patients treated under each specific modality and for each type of treatment category for the report year and report any treatments performed on other machines that were capable of providing both conventional radiation therapy and stereotactic radiosurgery.

Equipment	Number of Machines	Conventional Visits	Conventional Patients
Trilogy	1	3,574	164
Synergy	0	0	0
Other Technology	1	4,223	204

**2b. Combined Radiation Therapy/Stereotactic Radiosurgery- Intracranial and Extracranial/Body Utilization**

Equipment	Intracranial	Intracranial	Stereotactic Body	Stereotactic Body
	Stereotactic Radiosurgery Visits	Stereotactic Radiosurgery Patients	Radiotherapy (SBRT) Visits	Radiotherapy (SBRT) Patients
Trilogy	0	0	158	34
Synergy	0	0	0	0
Other Technology	0	0	0	0

**3. Special Purpose MRT Units and Volume**

Provide the number of SRS-only machines and the number of visits and patients treated on each by the treatment categories provided. For purposes of the survey, stereotactic radiosurgery consists of procedures utilizing accurately targeted doses of radiation in multiple treatments over a short period of time (usually 1 week).

Equipment	Number of Machines	Intracranial Stereotactic Radiosurgery Visits	Intracranial Stereotactic Radiosurgery Patients	Stereotactic Body Radiotherapy (SBRT) Visits	Stereotactic Body Radiotherapy (SBRT) Patients
Gamma Knife	1	61	61	0	0
Cyber Knife	0	0	0	0	0
Other Technology	0	0	0	0	0

**Grand Total of Special Purpose and Non-Special Purpose Visits**

The grand total here should match the reported visit totals in Parts E and F.

Special Purpose Visits	Non-Special Purpose Visits	Grand Total Visits
61	7,955	8,016

**4. Non-Special MRT Treatment Visits by Type**

Please report the following utilization numbers for non-special MRT treatments by type and the number of patients receiving those treatments. Note that any non-special purpose unit and its associated volumes that were approved under the high utilization rule exception should be listed separately. Volumes should reflect only those units reported in Part D, Questions 1 and 2 above. Patients can be duplicated across treatment categories.

Treatment Type	Non-Rule Exception Units Visits	Non-Rule Exception Units Patients	90% Utilization Exception Units Visits	90% Utilization Exception Units Patients
Simple Treatment	0	0	0	0
Intermediate Treatment	0	0	0	0
Complex Treatment	1,762	110	1,492	85
Intensity Modulated Radiation Therapy (IMRT)	2,461	94	2,082	79
Stereotactic Radiosurgery on Machines also performing radiation therapy	0	0	158	34
<b>Total</b>	<b>4,223</b>	<b>204</b>	<b>3,732</b>	<b>198</b>

**5. Other Radiation Therapy**

Report visits and patients receiving non-linear accelerator/penetrating ray radiation therapy.

Type of Therapy	Number of Visits	Number of Patients
Radium Therapy	0	0
Cesium Therapy	4	4
Superficial Radiation Therapy	0	0
Brachytherapy	31	17
Other Radiation Therapy	0	0

**6. Inventory of Radiation Therapy and Stereotactic Radiosurgery Technology**

Provide the brand name, model number, date purchased, technology type (Conventional Radiation Therapy Only, Combined Radiation Therapy/Stereotactic Radiosurgery, or SRS-only), and number of treatment visits for all radiation therapy and stereotactic radiosurgery machines that were in operation during the report year. For linear accelerators also indicate if the unit is operating at greater than or equal to 1 million electron volts or less than 1 million electron volts.

Brand Name	Model #	Type of Unit	Visits	Electron Volts	Date Purchased
Varian Trilogy	4761	Combined Technology	3732	Greater than or Equal to	2010-06-01 00:00:00
Elekta	Leksell Gamma Knife Perfexion	SRS-Only	61	Not Applicable	
Varian True Beam	4677	Combined Technology	4223	Greater than or Equal to	2019-12-20 00:00:00

**7. Inventory of Other Technology**

Provide the brand name, model number, type of machine and date purchased for all other types of technology/machines that were in operation during the report year.

Brand Name	Model #	Type of Machine	Date Purchased
Nucletron Elekta	V3HDR	HDR	03/01/2011
GE Lightspeed	229228RT	CT	06/01/2010

**Part E : Financial and Utilization Information for Radiation Therapy Services**

**1. Radiation Therapy Patients and Treatment Visits by Primary Payment Source**

Please report the total radiation therapy patients and treatment visits by primary payment source. Please unduplicate the number of patients by primary payment source. Please report Peachcare For Kids under Third-Party.

Primary Payment Source	Number of Radiation Therapy Patients (unduplicated)	Number of Treatment Visits
Medicare	148	2,381
Medicaid	60	926
Third-Party	225	4,278
Self-Pay	30	431
<b>Total</b>	<b>463</b>	<b>8,016</b>

**2a. Total Charges**

Please report the total charges for radiation therapy services provided during the report period.

Total Charges
24,518,601

**2b. Reimbursement**

Please report the actual reimbursement received for charges for radiation therapy services provided during the report period.

Reimbursement
7,133,946

**2c. Adjusted Gross Revenue**

Please report the adjusted gross revenue for radiation therapy services provided during the report period.

Adjusted Gross Revenue
7,961,913

**3a. Total Uncompensated Charges**

Please report the total uncompensated charges.

Total Uncompensated Charges
1,368,075

**3b. Total Patients with Uncompensated Charges**

Please report the total number of patients for radiation therapy services for patients that are indigent or covered by charity care services.

Total Patients with Uncompensated Charges
166

**4. Average Patient Charge**

Report the average charge per patient for Non-Special Purpose MRT treatment visits and for Special Purpose MRT treatment visits.

Average Patient Charge- Non Special Purpose MRT	Average Patient Charge- Special Purpose MRT
27,564	404,296
0	404,296

**5. Patients and Visits by Race/Ethnicity**

Please report the number of radiation therapy services patients (unduplicated) and treatment visits during the report period by the following race and ethnicity categories.

Race/Ethnicity	Number of Patients	Number of Treatment Visits
American Indian/Alaska Native	0	0
Asian	0	0
Black/African American	163	3,081
Hispanic/Latino	0	0
Pacific Islander/Hawaiian	0	0
White	295	4,910
Multi-Racial	5	25
<b>Total</b>	<b>463</b>	<b>8,016</b>



## 6. Patients and Visits by Gender

Please report the number of radiation therapy services patients and treatment visits during the report period by gender.

Gender	Number of Patients	Number of Visits
Male	275	5,271
Female	188	2,745
Total	463	8,016

## 7 Patients and Visits by Age Group

Please report the number of radiation therapy services patients and treatment visits during the report period by the following age groupings.

Age of Patient	Number of Patients	Number of Treatment Visits
Ages 0-14	0	0
Ages 15-29	3	44
Ages 30-64	208	3,370
Ages 65-84	228	4,318
Ages 85 and Up	24	284
Total	463	8,016

## 8. Participation in Reporting

Please check the box to the right if your facility participates in reporting to the Georgia Comprehensive Cancer Registry.

## 9. Patients by Principle Diagnosis

Report the number of patients, total visits, and total gross charges during the report period by the patient's principle diagnosis as indicated below.

Principle Diagnosis	Number of Patients	Number of Treatment Visits	Gross Treatment Charges
Malignant Neoplasms of Female Breast (ICD10=C50; ICD9=174)	103	2,209	1,740,830
Colon and Rectum (ICD10=C18-C21; ICD9=153-154)	17	196	256,092
Prostate Cancer (ICD10=C61; ICD9=185)	69	2,058	4,182,054
Lung and Bronchus (ICD10=C33-C34; ICD9=162)	90	1,090	1,260,730
All Other	184	2,463	28,302,973
Total	463	8,016	35,742,679

## 10. Estimated Patients and Treatments in the Next Calendar Year

Please provide the number of patients and treatments estimated, expected, or scheduled in the next calendar year (CY2021) for conventional radiation therapy.


Number of Patients	Number of Treatments
425	8,500

## Part F : Patient Origin for Radiation Services

### 1. Patient Origin

Please complete the Patient Origin Table to reflect the county (or out-of-state) residence for each Non-Special Purpose and/or Special Purpose MegaVoltage radiation therapy patient treated at your facility during the reporting period. The county column has a pull-down menu listing all 159 Georgia counties in alphabetical order with out-of-state listings for AL, FL, NC, SC, TN, and all other out-of-state. Please select patient origin location from this menu and provide total number of patients and treatment visits for each location by category of treatment for the report period.

County	Total		Non-Special		Special	
	Non-Duplicated Patients	Total Visits	Purpose MRT Patients	Purpose MRT Visits	Purpose MRT Patients	Purpose MRT Visits
Ben Hill	3	6	1	4	2	2
Berrien	1	1	0	0	1	1
Brooks	24	524	23	523	1	1
Colquitt	29	408	22	401	7	7
Coffee	1	1	0	0	1	1
Cook	4	55	2	53	2	2
Decatur	60	1,039	56	1,035	4	4
Dougherty	2	24	2	24	0	0
Early	5	85	5	85	0	0
Florida	2	51	2	51	0	0
Grady	76	1,555	66	1,545	10	10
Lanier	1	1	0	0	1	1
Lowndes	8	110	7	109	1	1
Mitchell	44	593	40	589	4	4
Other Out of State	5	15	4	14	1	1
Seminole	7	111	7	111	0	0
Thomas	173	3,342	159	3,328	14	14
Tift	16	93	6	83	10	10
Worth	2	2	0	0	2	2
<b>Total</b>	<b>463</b>	<b>8,016</b>	<b>402</b>	<b>7,955</b>	<b>61</b>	<b>61</b>



## 2021 Annual Radiation Therapy Services Survey

### Part A : General Information

#### 1. Identification

UID:HOSP614

**Facility Name:** John D. Archbold Memorial Hospital

**County:** Thomas

**Street Address:** 915 Gordon Avenue

**City:** Thomasville

**Zip:** 31792

**Mailing Address:** PO Box 1018

**Mailing City:** Thomasville

**Mailing Zip:** 31799-1018

**Medicaid Provider Number:** 000000063a

**Medicare Provider Number:** 110038

#### 2. Report Period

Report Data for the full twelve month period- January 1, 2021 through December 31, 2021.

***Do not use a different report period.***

Check the box to the right if your facility was **not** operational for the entire year.

If your facility was **not** operational for the entire year, provide the dates the facility was operational.

### Part B : Survey Contact Information

*Person authorized to respond to inquiries about the responses to this survey.*

**Contact Name:** Chris Newman, PharmD, MSHA

**Contact Title:** Vice President of Clinical Services

**Phone:** 229-228-2771

**Fax:** 229-584-8741

**E-mail:** jcnewman@archbold.org

## Part C : Ownership, Operation and Management

### 1. Ownership, Operation and Management

As of the last day of the report period, indicate the operation/management status of the facility and provide the effective date. Using the drop-down menus, select the organization type. If the category is not applicable, the form requires you only to enter Not Applicable in the legal name field. You must enter something for each category.

#### A. Facility Owner

Full Legal Name (Or Not Applicable)	Organization Type	Effective Date
John D. Archbold Memorial Hospital, Inc.	Not for Profit	1/1/1925

#### B. Owner's Parent Organization

Full Legal Name (Or Not Applicable)	Organization Type	Effective Date
Archbold Medical Center, Inc.	Not for Profit	5/1/1983

#### C. Facility Operator

Full Legal Name (Or Not Applicable)	Organization Type	Effective Date
Not Applicable	Not Applicable	

#### D. Operator's Parent Organization

Full Legal Name (Or Not Applicable)	Organization Type	Effective Date
Not Applicable	Not Applicable	

#### E. Management Contractor

Full Legal Name (Or Not Applicable)	Organization Type	Effective Date
Not Applicable	Not Applicable	

#### F. Management's Parent Organization

Full Legal Name (Or Not Applicable)	Organization Type	Effective Date
Not Applicable	Not Applicable	

### 2. Changes in Ownership, Operation or Management

Check the box to the right if there were any changes in the ownership, operation, or management of the facility during the report period or since the last day of the Report Period.

If checked, please explain in the box below and include effective dates.

## Part D : Services/Volume by Technology or Type

### 1. Conventional Radiation Therapy

Report conventional, non-special purpose megavoltage radiation therapy linear accelerators and cobalt therapy units, visits, and patients. All such units should be reported here including those units that were approved under the utilization exception to the MegaVoltage Radiation Therapy rules. Do not report units capable of providing stereotactic radiosurgery treatment visits in Question 1.

Type of Machine/Therapy	Number of Machines	Number of Visits	Number of Patients
Linear Accelerator/Radiation Therapy	0	0	0
Cobalt Therapy	0	0	0

### 2a. Combined Radiation Therapy

For Question 2 (a & b) provide the number of machines with which both conventional, non-special purpose radiation therapy and stereotactic radiosurgery could be performed. Provide the number of visits and patients treated under each specific modality and for each type of treatment category for the report year and report any treatments performed on other machines that were capable of providing both conventional radiation therapy and stereotactic radiosurgery.

Equipment	Number of Machines	Conventional Visits	Conventional Patients
Trilogy	1	3,574	164
Synergy	0	0	0
Other Technology	1	4,223	204

### 2b. Combined Radiation Therapy/Stereotactic Radiosurgery- Intracranial and Extracranial/Body Utilization

Equipment	Intracranial	Intracranial	Stereotactic Body	Stereotactic Body
	Stereotactic Radiosurgery Visits	Stereotactic Radiosurgery Patients	Radiotherapy (SBRT) Visits	Radiotherapy (SBRT) Patients
Trilogy	0	0	158	34
Synergy	0	0	0	0
Other Technology	0	0	0	0

### 3. Special Purpose MRT Units and Volume

Provide the number of SRS-only machines and the number of visits and patients treated on each by the treatment categories provided. For purposes of the survey, stereotactic radiosurgery consists of procedures utilizing accurately targeted doses of radiation in multiple treatments over a short period of time (usually 1 week).

Equipment	Number of Machines	Intracranial	Intracranial	Stereotactic Body	Stereotactic Body
		Stereotactic Radiosurgery Visits	Stereotactic Radiosurgery Patients	Radiotherapy (SBRT) Visits	Radiotherapy (SBRT) Patients
Gamma Knife	1	61	61	0	0
Cyber Knife	0	0	0	0	0
Other Technology	0	0	0	0	0

**Grand Total of Special Purpose and Non-Special Purpose Visits**

*The grand total here should match the reported visit totals in Parts E and F.*

Special Purpose Visits	Non-Special Purpose Visits	Grand Total Visits
61	7,955	8,016

**4. Non-Special MRT Treatment Visits by Type**

Please report the following utilization numbers for non-special MRT treatments by type and the number of patients receiving those treatments. Note that any non-special purpose unit and its associated volumes that were approved under the high utilization rule exception should be listed separately. Volumes should reflect only those units reported in Part D, Questions 1 and 2 above. Patients can be duplicated across treatment categories.

Treatment Type	Non-Rule	Non-Rule	90% Utilization	90% Utilization
	Exception Units	Exception Units	Exception Units	Exception Units
	Visits	Patients	Visits	Patients
Simple Treatment	0	0	0	0
Intermediate Treatment	0	0	0	0
Complex Treatment	1,762	110	1,492	85
Intensity Modulated Radiation Therapy (IMRT)	2,461	94	2,082	79
Stereotactic Radiosurgery on Machines also performing radiation therapy	0	0	158	34
<b>Total</b>	<b>4,223</b>	<b>204</b>	<b>3,732</b>	<b>198</b>

**5. Other Radiation Therapy**

Report visits and patients receiving non-linear accelerator/penetrating ray radiation therapy.

Type of Therapy	Number of Visits	Number of Patients
Radium Therapy	0	0
Cesium Therapy	4	4
Superficial Radiation Therapy	0	0
Brachytherapy	31	17
Other Radiation Therapy	0	0

## 6. Inventory of Radiation Therapy and Stereotactic Radiosurgery Technology

Provide the brand name, model number, date purchased, technology type (Conventional Radiation Therapy Only, Combined Radiation Therapy/Stereotactic Radiosurgery, or SRS-only), and number of treatment visits for all radiation therapy and stereotactic radiosurgery machines that were in operation during the report year. For linear accelerators also indicate if the unit is operating at greater than or equal to 1 million electron volts or less than 1 million electron volts.

Brand Name	Model #	Type of Unit	Visits	Electron Volts	Date Purchased
Varian Trilogy	4761	Combined Technology	3732	Greater than or Equal to	2010-06-01 00:00:00
Elekta	Leksell Gamma Knife Perfexion	SRS-Only	61	Not Applicable	
Varian True Beam	4677	Combined Technology	4223	Greater than or Equal to	2019-12-20 00:00:00

## 7. Inventory of Other Technology

Provide the brand name, model number, type of machine and date purchased for all other types of technology/machines that were in operation during the report year.

Brand Name	Model #	Type of Machine	Date Purchased
Nucletron Elekta	V3HDR	HDR	03/01/2011
GE Lightspeed	229228RT	CT	06/01/2010

## Part E : Financial and Utilization Information for Radiation Therapy Services

### 1. Radiation Therapy Patients and Treatment Visits by Primary Payment Source

Please report the total radiation therapy patients and treatment visits by primary payment source. Please unduplicate the number of patients by primary payment source. Please report Peachcare For Kids under Third-Party.

Primary Payment Source	Number of Radiation Therapy Patients (unduplicated)	Number of Treatment Visits
Medicare	148	2,381
Medicaid	60	926
Third-Party	225	4,278
Self-Pay	30	431
<b>Total</b>	<b>463</b>	<b>8,016</b>

### 2a. Total Charges

Please report the total charges for radiation therapy services provided during the report period.

Total Charges
24,518,601

### 2b. Reimbursement

Please report the actual reimbursement received for charges for radiation therapy services provided during the report period.

Reimbursement
7,133,946

**2c. Adjusted Gross Revenue**

Please report the adjusted gross revenue for radiation therapy services provided during the report period.

Adjusted Gross Revenue
7,961,913

**3a. Total Uncompensated Charges**

Please report the total uncompensated charges.

Total Uncompensated Charges
1,368,075

**3b. Total Patients with Uncompensated Charges**

Please report the total number of patients for radiation therapy services for patients that are indigent or covered by charity care services.

Total Patients with Uncompensated Charges
166

**4. Average Patient Charge**

Report the average charge per patient for Non-Special Purpose MRT treatment visits and for Special Purpose MRT treatment visits.

Average Patient Charge- Non Special Purpose MRT	Average Patient Charge- Special Purpose MRT
27,564	404,296
0	404,296

**5. Patients and Visits by Race/Ethnicity**

Please report the number of radiation therapy services patients (unduplicated) and treatment visits during the report period by the following race and ethnicity categories.

Race/Ethnicity	Number of Patients	Number of Treatment Visits
American Indian/Alaska Native	0	0
Asian	0	0
Black/African American	163	3,081
Hispanic/Latino	0	0
Pacific Islander/Hawaiian	0	0
White	295	4,910
Multi-Racial	5	25
<b>Total</b>	<b>463</b>	<b>8,016</b>



## 6. Patients and Visits by Gender

Please report the number of radiation therapy services patients and treatment visits during the report period by gender.

Gender	Number of Patients	Number of Visits
Male	275	5,271
Female	188	2,745
<b>Total</b>	<b>463</b>	<b>8,016</b>

## 7 Patients and Visits by Age Group

Please report the number of radiation therapy services patients and treatment visits during the report period by the following age groupings.

Age of Patient	Number of Patients	Number of Treatment Visits
Ages 0-14	0	0
Ages 15-29	3	44
Ages 30-64	208	3,370
Ages 65-84	228	4,318
Ages 85 and Up	24	284
<b>Total</b>	<b>463</b>	<b>8,016</b>

## 8. Participation in Reporting

Please check the box to the right if your facility participates in reporting to the Georgia Comprehensive Cancer Registry.

## 9. Patients by Principle Diagnosis

Report the number of patients, total visits, and total gross charges during the report period by the patient's principle diagnosis as indicated below.

Principle Diagnosis	Number of Patients	Number of Treatment Visits	Gross Treatment Charges
Malignant Neoplasms of Female Breast (ICD10=C50; ICD9=174)	103	2,209	1,740,830
Colon and Rectum (ICD10=C18-C21; ICD9=153-154)	17	196	256,092
Prostate Cancer (ICD10=C61; ICD9=185)	69	2,058	4,182,054
Lung and Bronchus (ICD10=C33-C34; ICD9=162)	90	1,090	1,260,730
All Other	184	2,463	28,302,973
<b>Total</b>	<b>463</b>	<b>8,016</b>	<b>35,742,679</b>

## 10. Estimated Patients and Treatments in the Next Calendar Year

Please provide the number of patients and treatments estimated, expected, or scheduled in the next calendar year (CY2021) for conventional radiation therapy.

Number of Patients	Number of Treatments
425	8,500

## Part F : Patient Origin for Radiation Services

### 1. Patient Origin

Please complete the Patient Origin Table to reflect the county (or out-of-state) residence for each Non-Special Purpose and/or Special Purpose MegaVoltage radiation therapy patient treated at your facility during the reporting period. The county column has a pull-down menu listing all 159 Georgia counties in alphabetical order with out-of-state listings for AL, FL, NC, SC, TN, and all other out-of-state. Please select patient origin location from this menu and provide total number of patients and treatment visits for each location by category of treatment for the report period.

County	Total		Non-Special		Special	
	Non-Duplicated Patients	Total Visits	Purpose MRT Patients	Purpose MRT Visits	Purpose MRT Patients	Purpose MRT Visits
Ben Hill	3	6	1	4	2	2
Berrien	1	1	0	0	1	1
Brooks	24	524	23	523	1	1
Colquitt	29	408	22	401	7	7
Coffee	1	1	0	0	1	1
Cook	4	55	2	53	2	2
Decatur	60	1,039	56	1,035	4	4
Dougherty	2	24	2	24	0	0
Early	5	85	5	85	0	0
Florida	2	51	2	51	0	0
Grady	76	1,555	66	1,545	10	10
Lanier	1	1	0	0	1	1
Lowndes	8	110	7	109	1	1
Mitchell	44	593	40	589	4	4
Other Out of State	5	15	4	14	1	1
Seminole	7	111	7	111	0	0
Thomas	173	3,342	159	3,328	14	14
Tift	16	93	6	83	10	10
Worth	2	2	0	0	2	2
<b>Total</b>	<b>463</b>	<b>8,016</b>	<b>402</b>	<b>7,955</b>	<b>61</b>	<b>61</b>

## Electronic Signature

Please note that the survey WILL NOT BE ACCEPTED without the authorized signature of the Chief Executive Officer or Executive Director (principal officer) of the facility. The signature can be completed only AFTER all survey data has been finalized. By law, the signatory is attesting under penalty of law that the information is accurate and complete.

*I state, certify and attest that to the best of my knowledge upon conducting due diligence to assure the accuracy and completeness of all data, and based upon my affirmative review of the entire completed survey, this completed survey contains no untrue statement, or inaccurate data, nor omits requested material information or data. I further state, certify and attest that I have reviewed the entire contents of the completed survey with all appropriate staff of the facility. I further understand that inaccurate, incomplete or omitted data could lead to sanctions against me or my facility. I further understand that a typed version of my name is being accepted as my original signature pursuant to the Georgia Electronic Records and Signature Act.*

**Authorized Signature:** Darcy M. Craven

**Date:** 5/4/2022

**Title:** President/CEO

**Comments:**